

Edgebrook SSA Existing Land Use

SSA total lot area = 12.5 acres
SSA total land area = 23.3 acres

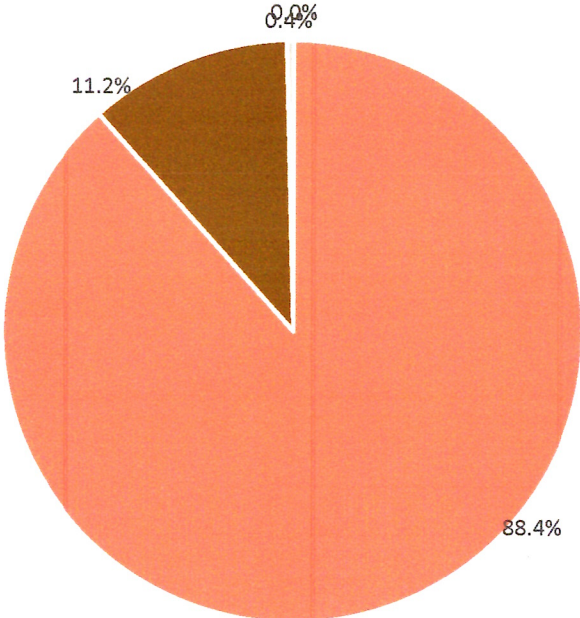


Proposed Edgebrook SSA Tax Base Summary

	Number of Tax Parcels	2016 Equalized Assessed Value
SSA Taxable Parcels	116	\$13,518,031
Tax Exempt Parcels	8	Not Taxed
SSA Totals	124	\$13,518,031

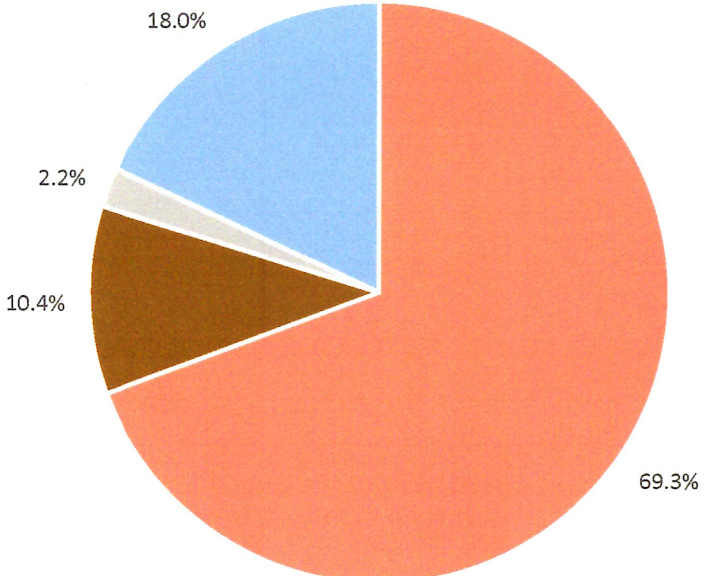
Edgebrook SSA Overview

2016 EAV as % of Total



■ COMMERCIAL ■ MIXED-USE ■ VACANT ■ EXEMPT

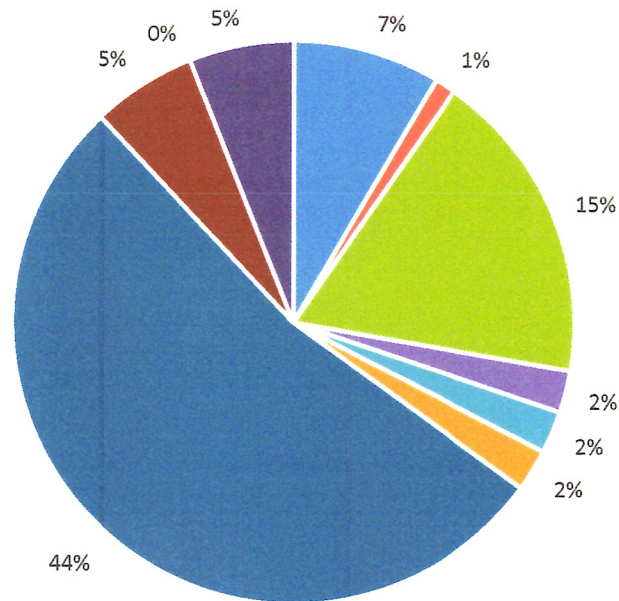
Land Area as % of Total



■ COMMERCIAL ■ MIXED-USE ■ VACANT ■ EXEMPT

District Tax Rate Distribution Summary

2016 Chicago Composite Tax Rate = 7.145%



- Cook County
- City of Chicago Library Fund
- Board of Education
- Metropolitan Water Reclamation Dist fo Gr Chgo
- Cook County Forest Preserve
- City of Chicago School Bldg & Imp Fund
- Chicago Park District
- City of Chicago
- Chicago Community College District 508
- Chicago Park District Aquarium & Museum Bond

Property Tax Overview

Market Value
(established by
County Assessor)

x

**Assessment
Ratio**

=

**Assessed
Value**

**Assessed
Value**

x

**Cook
County
Multiplier**

–

**Homeowner
Exemptions
(if applicable)**

=

**Equalized
Assessed
Value**

Property Tax Overview

$$\frac{\text{Tax Levy (Budget)}}{\text{Total District Equalized Assessed Value}} = \text{Tax Rate}$$

$$\text{Individual Property Equalized Assessed Value} \times \text{Tax Rate} = \text{Tax Bill}$$

Example: Property Tax Impact

Equalized Assessed Value	2016 Composite Tax Rate 7.145%	Estimated Edgebrook SSA Tax Rate 0.555%	Proposed Edgebrook SSA Tax Cap Rate 0.800%
\$50,000	\$3,573	\$277	\$400
\$100,000	\$7,145	\$555	\$800
\$150,000	\$10,718	\$832	\$1,200
\$250,000	\$17,863	\$1,387	\$2,000
\$500,000	\$35,725	\$2,774	\$4,000
\$900,000	\$64,305	\$4,993	\$7,200